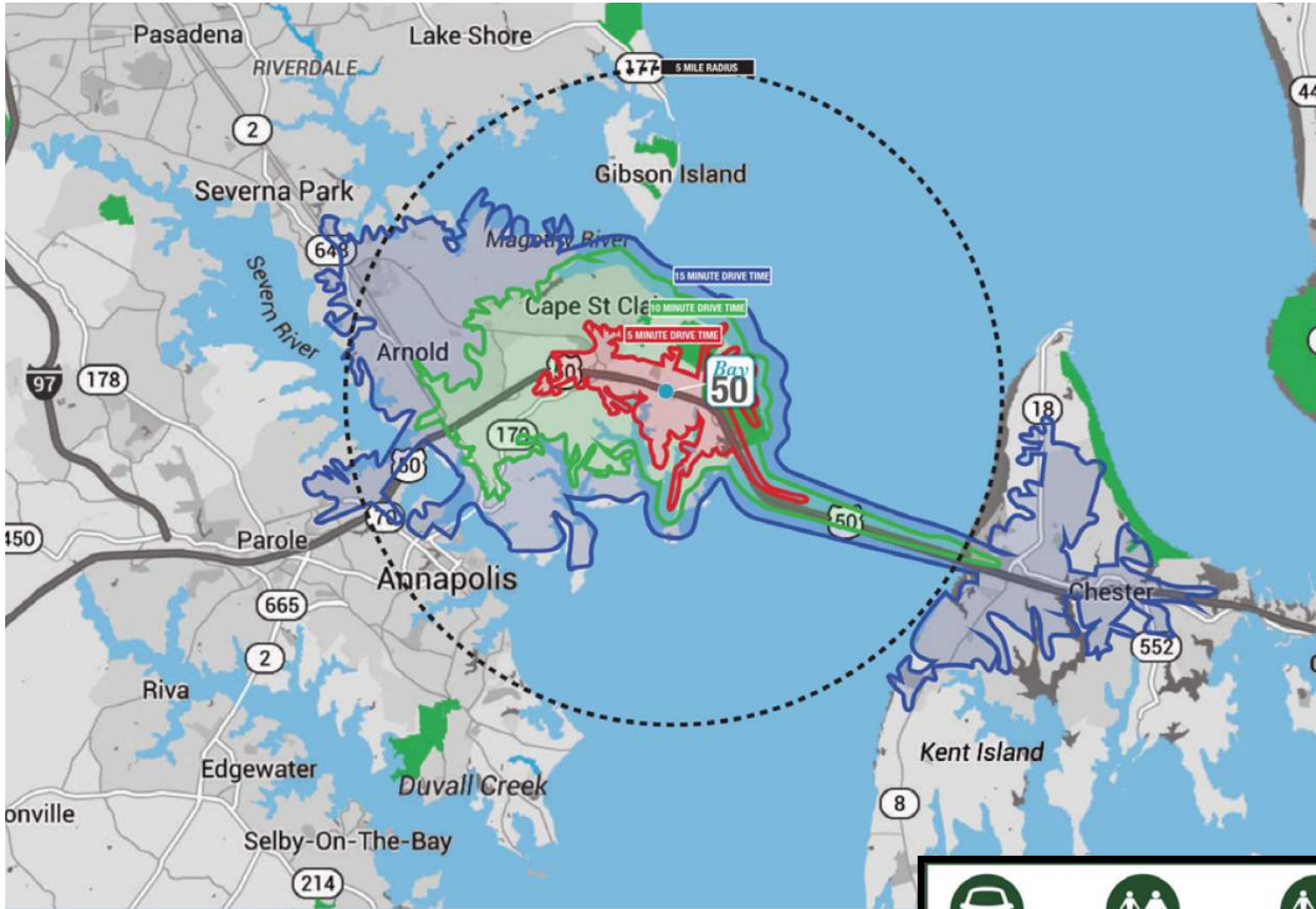









# Bay 50

# LOCATION



## LOCATION

- Tremendous Traffic Counts on Rte.50 - Over 63,884 Vehicles Per Day
  - Affluent trade area
  - High Visibility & Easy Access from Rte.50 / I-97
- Annapolis recognized as one of the country's "Top Waterfront Towns" by National Geographic

 DRIVE TIMES	 DAYTIME POPULATION	 RESIDENTIAL POPULATION	 TOTAL HOUSEHOLDS	 AVERAGE HOUSEHOLD INCOME
5	1,236	1,699	679	\$157,426
10	13,872	21,255	7,914	\$126,907
15	37,358	46,848	17,307	\$128,697

## PRIME RETAIL & OFFICE SPACE

- 1,160 — 4,860 Sq Ft Available
- Great for Restaurant, Medical Office, Insurance, Service Retail, Hard/Soft goods retail, etc
- Ample, free surface parking

# SITE PLAN

